


PROCENTEC

Die PROFIBUS und PROFINET Spezialisten



COMbricks – ProfiTrace 2 Streaming

ProfiTrace 2 für COMbricks





The screenshot shows the ProfiTrace V2.6 software interface. At the top, there is a menu bar with 'File', 'Action', 'Filter', 'Trigger', 'Toolbars', 'View', 'Settings', and 'Help'. Below the menu bar, there is a 'ProfiTrace' section with a 'Connect COMbrick' button and 'Current state: Idle'. A callout bubble points to this button with the text '2. Verbinde Dich an eine COMbricks'. Below this, there are buttons for 'Load Data', 'Save Data', 'Start message recording', 'Stop message recording', 'Set record filter', and 'Set view filter'. A 'System activity: Live list' section is visible. The main area is divided into an 'Info Panel' on the left and a data table on the right. The 'Info Panel' shows 'HSA=0' and 'Reset selected station' button. The data table has columns labeled 0, 1, 2, 3, 4 and rows labeled 0, 10, 20. A callout bubble points to the 'ProfiTrace V2.6 for COMbricks' entry in the start menu with the text '1. Starte diese Verknüpfung aus dem Start Menu'. The start menu overlay shows the following items: ProfiTrace V2.6.0, Driver Install for ProfiCore Ultra, End User License, ProfiTrace revision history, ProfiTrace V2.6 for COMbricks (highlighted), ProfiTrace V2.6, Uninstall ProfiTrace V2.6, OPC redistributables, and ProfiTrace help & manuals.

Verbindungsaufbau

The screenshot shows the 'COMbricks connection' dialog box. On the left, a list of connections is shown with 'Connection 1 (ip/dns=192.168.1.230, nw=1)' selected. A callout bubble points to this list with the text 'Verfügbare Verbindungen'. Below the list are 'Connect', 'Disconnect', and 'Close dialog' buttons. A callout bubble points to the 'Connect' button with the text 'Starte Verbindung'. On the right, the 'Connection Settings' panel contains fields for Name, IP Nr./DNS name, Port, Network Nr., Use Password, Username, and Password. A 'Discover IP Nr.' button is also present. Callout bubbles point to the 'Discover IP Nr.' button ('Starte das Discovery tool (Optional)') and the 'Use Password', 'Username', and 'Password' fields ('Wichtige Parameter! (Netzwerk, User und Passwort)'). At the bottom, the current state is 'Idle' and a note states: 'No continuous transfer only possible for 1.5Mbps or lower and if TCP/IP bandwidth is sufficient.'

PROCENTEC

Die PROFIBUS und PROFINET Spezialisten



COMbricks – ProfiTrace 2 Streaming